



DESIGN AXIAL FAN

APPLICATION

Ideal for air-extraction in bathroom, toilet and small/medium premises. Suitable to extract stale air directly to the outside or through short length ducting. Units can be wall/panel, ceiling and window mounted.

SPECIFICATION

Casing made of high quality ABS provides long lasting shock-proof and robust construction. The unit is finished in white RAL 9010 and are UV resistant.

Unique design winglet-type impeller, providing enhanced aerodynamic properties, low noise and increased efficiency.

Single-phase induction motors with integral thermal protection, mounted on sealed for life high quality sleeve bearings. Suitable for continuous and intermittent running.

FEATURES & BENEFITS

IPX4 protection degree.

Aesthetic front flat cover for modern interior design easily removed for cleaning.

Rigid optimised spigot support preventing distortion with strengthened guard and design to maximise airflow.

Integral back-draught shutter to prevent air flowing back into the room when the fan is off.

Low power consumption: 100mm model has less than 8 watts operating power consumption for energy saving.

Totally recyclable plastic components, environmentally friendly.

Double insulated: no earth connection is required.

Tested to the latest standards: units are tested in the TÜV Rheinland recognised laboratory at Aerauliqa, meaning accurate, up to date information on electrical safety, performance and noise level that can be relied upon. Designed and manufactured in accordance with EN60335-2-80 (Low Voltage Directive) and the EMC Directive (Electromagnetic Compatibility).

Humidistat & timer

The fan is provided with an electronic circuit having a humidity sensor on board (adjustable from 50% to 95% RH) and a timer, adjustable from $\pm 1'$ to 25'. Operation: when the percentage of relative humidity is higher/lower than the pre-set threshold, the fan is automatically activated/deactivated. After switching off, the fan continues to run for the pre-set period of time.

OPTIONS

Ball bearing motor type to assure a longer fan life (30.000h): ideal for cold climates.

Different voltage and frequency motors can be offered to meet specific needs.

VERSIONS


Standard

The fan is operated via a separate ON/OFF switch or the light switch.


Run-on timer

The fan is equipped with a timer circuit adjustable from $\pm 1'$ to 25'. Operation: after switching off, the fan continues to run for the pre-set period of time.


Installation




perimetral extraction




wall




ceiling



window

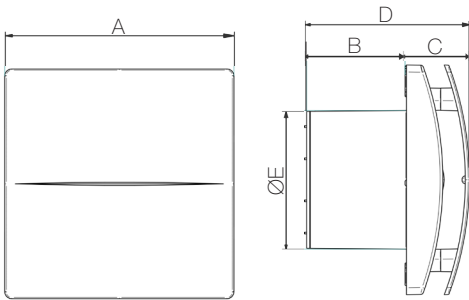


direct exhaust



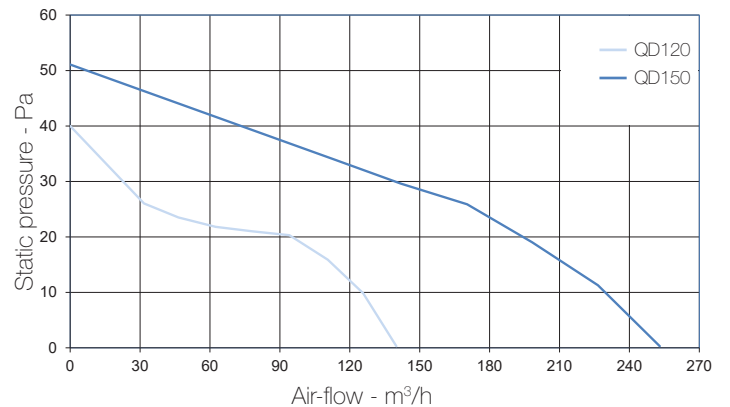
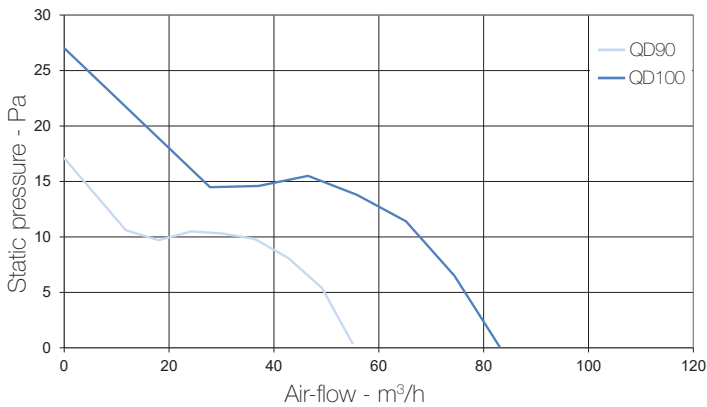
short length ducting

Dimensions (mm) and Weight (kg)



Model	QD90	QD100	QD120	QD150
A	164	164	184	218
B	55	70	81	97
C	46	46	48	52
D	101	116	129	149
ØE	90	99	119	148
Weight	0,6	0,6	0,9	1,2

Performance curve



Performances

Model	QD90	QD100	QD120	QD150
Air-flow m³/h max	55	83	140	253
Static pressure Pa max	17	27	40	51
Power consumption W max	8	8	14	24
Sound pressure dB(A) @ 3m ⁽¹⁾	26	26	34	42
Ambient temperature °C max	50	50	50	50
Marking/Mark	CE	CE	CE	CE

- 220-240V ~ 50/60Hz.
- air performance measured according to ISO 5801 a 230V 50Hz, air density 1,2Kg/m³.
- data measured in the TÜV Rheinland recognised laboratory in Aeraulqa.
- (1) sound pressure level @ 3m in free field, for comparative purposes only.

