

# HTRA

## SINGLE SUCTION CABINET FANS (PLUG FAN)

**HTRA** single suction centrifugal cabinet fan 2. between 500 m<sup>3</sup>/h and 20,000 m<sup>3</sup> / h flow rates it is produced in different sizes. Cell panels 20 mm thick and 70 kg / m<sup>3</sup> rock wool is insulated in density. Kitchen, Hood etc. may contain oily air suitable for ventilation of neighborhoods solution.

### MATERIAL

Body; made of Galvanized Sheet. 20 mm thick rock wool is insulated. They are manufactured in aluminum cage structure. Radial propeller, backward inclined wing it is made of black sheet in its structure.

### SPEED CONTROL

Frequency inverter can be used.

### USAGE AREAS

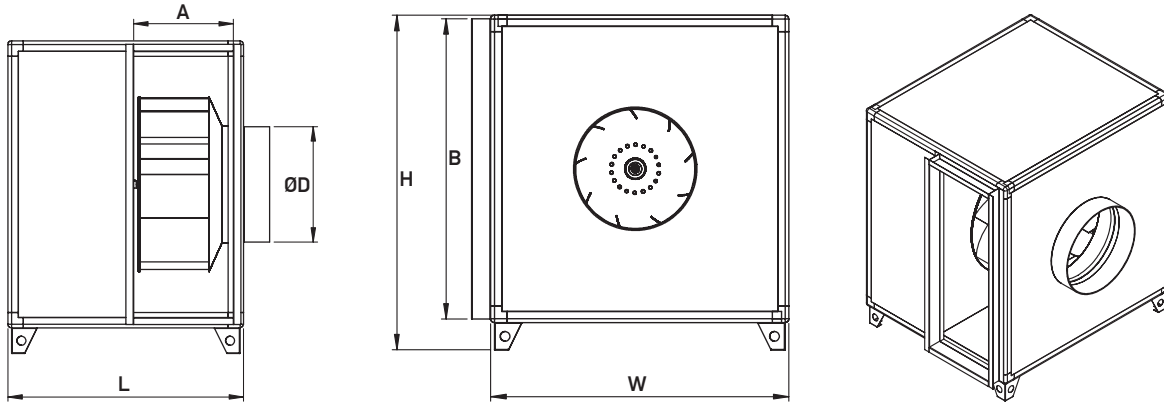
Kitchens, dining halls, factories, hospitals, restaurants, cafeterias etc.

Type/Code	Electrical Motor			Max. Air Flow	Max. Pressure	
	Voltage	Power				Speed
	(V)	(HP)	(kW)	(d/d) (rpm)	m <sup>3</sup> / h	Pa
HTRA-1,00-T-4K	380	1,00	0,75	1.410	2.500	400
HTRA-1,50-T-4K	380	1,50	1,10	1.430	4.000	450
HTRA-2,00-T-4K	380	2,00	1,50	1.430	6.000	500
HTRA-3,00-T-4K	380	3,00	2,20	1.435	8.000	550
HTRA-4,00-T-4K	380	4,00	3,00	1.435	10.000	600
HTRA-5,50-T-4K	380	5,50	4,00	1.455	12.000	650
HTRA-7,50-T-4K	380	7,50	5,50	1.465	16.000	700
HTRA-10,0-T-4K	380	10,0	7,50	1.465	20.000	750

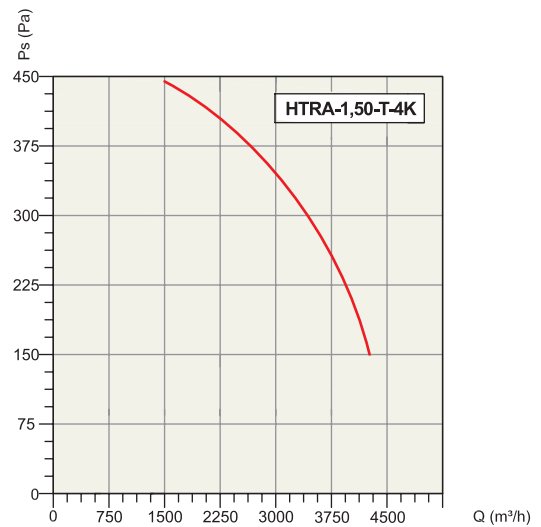
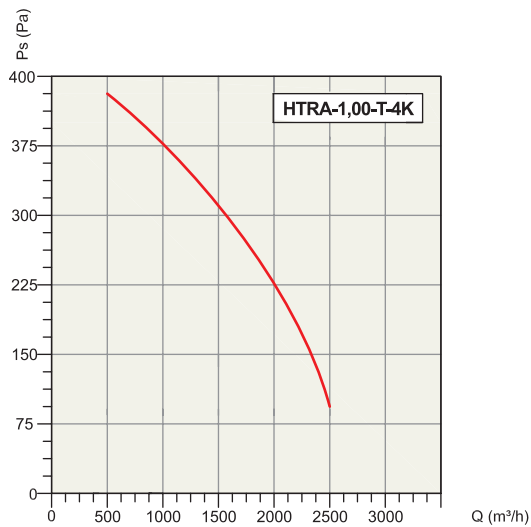
Discover the potential



**TECHNICAL DIMENSION**



Type/Code	Sizes (mm)					
	L	W	H	A	B	D
HTRA-1,00-T-4K	670	670	670	150	570	300
HTRA-1,50-T-4K	720	720	720	200	620	325
HTRA-2,00-T-4K	770	770	770	200	670	350
HTRA-3,00-T-4K	820	820	820	250	720	400
HTRA-4,00-T-4K	870	870	870	250	770	450
HTRA-5,50-T-4K	920	920	920	280	820	500
HTRA-7,50-T-4K	970	970	970	300	870	560
HTRA-10,0-T-4K	970	970	970	350	870	630



## TECHNICAL DIMENSION

